

Super Voice Recorder - Android

Notebook: Technoav

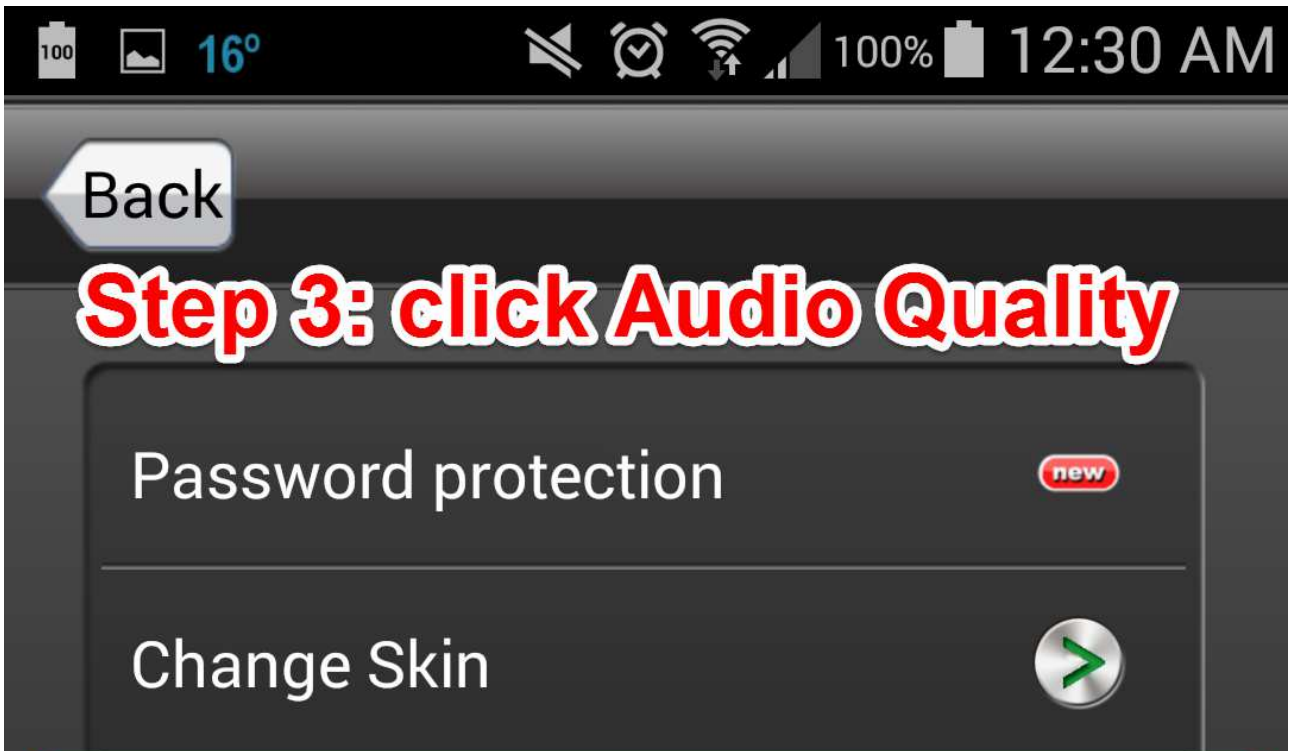
Created: 2/23/2015 12:43 AM

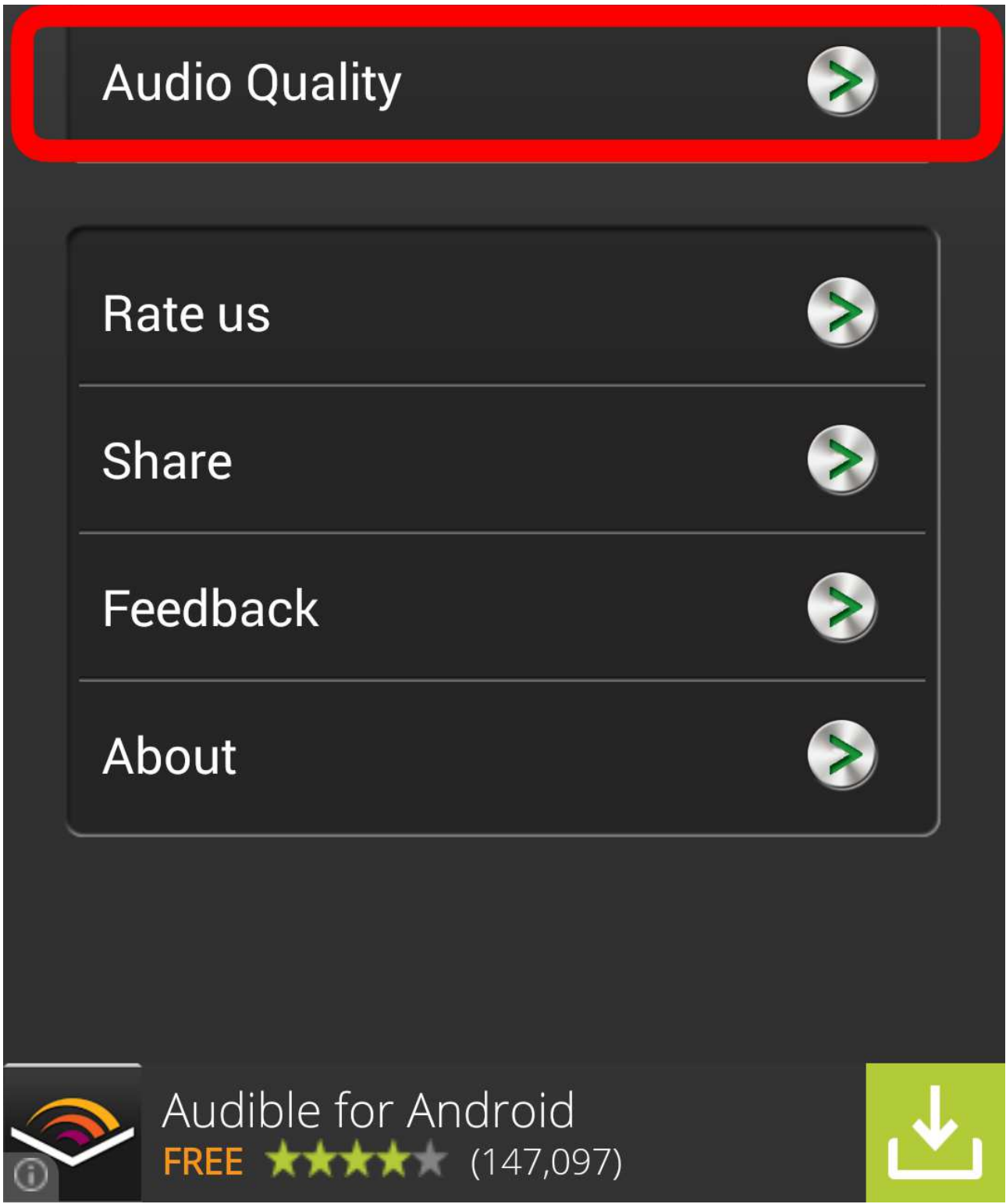
Updated: 2/23/2015 1:29 AM

Location: Summit County, Ohio, United States

The screenshot shows the Google Play Store interface for the 'Voice Recorder' app by lovekara. The app is categorized under 'Music & Audio' and has an 'Install' button. A red callout box with a gear icon points to the top right corner of the app card, containing the text: **Step 1: Download the Super Voice Recorder at the Google Play store**. Below the app card, there are six preview images showing the app's interface: a recording screen with a microphone, a list of recorded files, a playback screen, and a settings menu.

The screenshot shows the app's main interface. At the top, the status bar displays 100% battery, 16° temperature, and 12:30 AM. The app title 'Super Voice Recorder' is prominently displayed. Below it, there is an advertisement for 'Audible for Android' with a 'FREE' tag and a 4.5-star rating. A red arrow points from the Audible advertisement area towards a menu button (three horizontal lines) located in the top right corner of the app's header. At the bottom of the screen, there is a large image of a silver microphone. A large red text overlay at the bottom reads: **Step 2: click the Menu button**.





100 16° 100% 12:30 AM

Step 4: choose Normal Quality; if file sizes are too big you can always lower it

Change recording qualities by scrolling the wheels below (Low qualities can save you a lot

wheels below (Low qualities can save you a lot of space).

Attention: some quality options might not be supported on your phone , you could try more options until it works.

High quality

Normal quality

Low quality



More interesting apps

You will be able to directly upload your recording to Google Classroom and Google Drive!



Bluetooth



Box



Classroom



ColorNote



Convert to PDF



Copy to clipboard



Drive



Email



Epson iPrint



Facebook

Super Voice Recorder



Audible for Android
FREE ★★★★★ (147,250)



Step 5: press the Red Record button in the lower right corner



1 Record(s)



Super Voice Recorder



Audible for Android
FREE ★★★★★ (147,250)




Step 6: Press Stop when done or Pause if switching to another area of your binder



100 16° 100% 12:31 AM

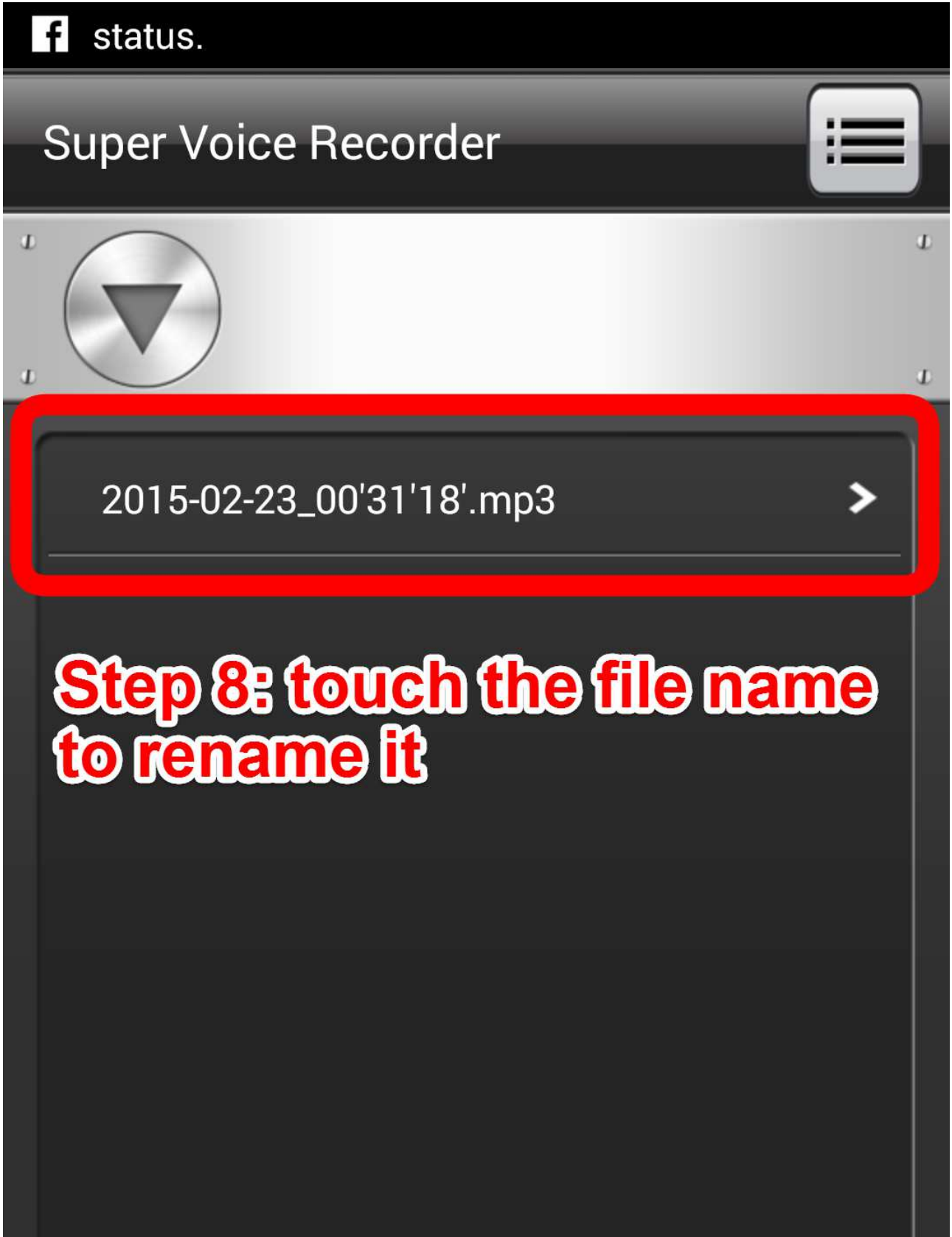
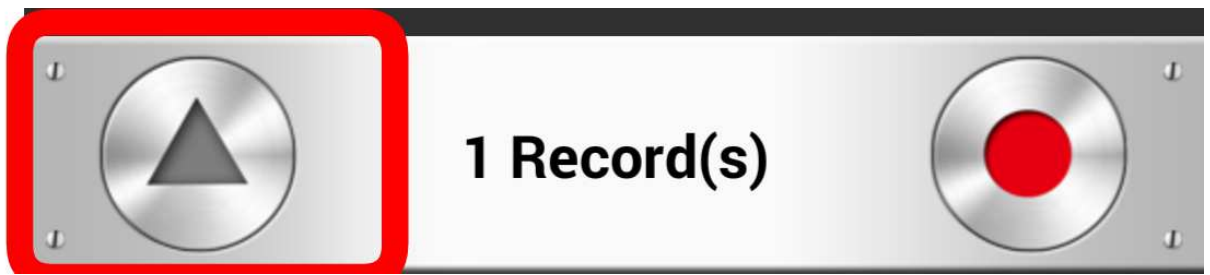
Super Voice Recorder


Audible for Android
FREE ★★★★★ (147,250)



Step 7: click the Triangle to get to the file list

The image shows a screenshot of an Android application interface. At the top, the status bar displays battery level (100%), temperature (16°), signal strength, Wi-Fi, and time (12:31 AM). Below the status bar is a dark grey header with the app title "Super Voice Recorder" and a menu icon (three horizontal lines). Underneath the header is a promotional banner for "Audible for Android" with a "FREE" label, a five-star rating, and the number of reviews (147,250). To the right of the banner is a green button with a white download icon. The main content area features a large, detailed image of a vintage-style silver microphone on a stand. At the bottom of the screen, there is a red text overlay with a white outline that reads "Step 7: click the Triangle to get to the file list".





100% 12:32 AM

Back

File Name: 2015-02-23_00'31'18'.mp3
Location: /storage/emulated/0/
SuperVoiceRecorder
File Size: 50.0K
Duration: 00:17

Play

Rename

Share

Delete

Step 9: Choose Rename



Solitaire

FREE



(27,065)



16°



100%



12:32 AM

Back

File Name: 2015-02-23_00'31'18'.mp3

Location: /storage/emulated/0/

SuperVoiceRecorder

File Size: 50.0K

Duration: 00:17

File Name:

2015-02-23_00'31'18'

OK

Cancel

Step 10: Rename the file using your LAST NAME and the DATE



Solitaire
Google play



16°



100%

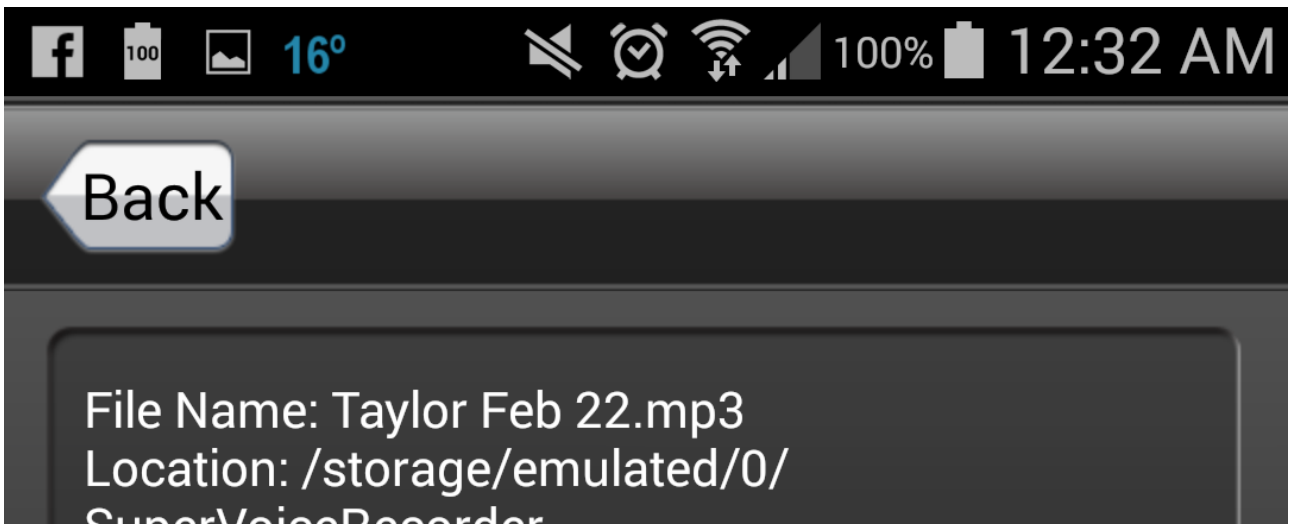
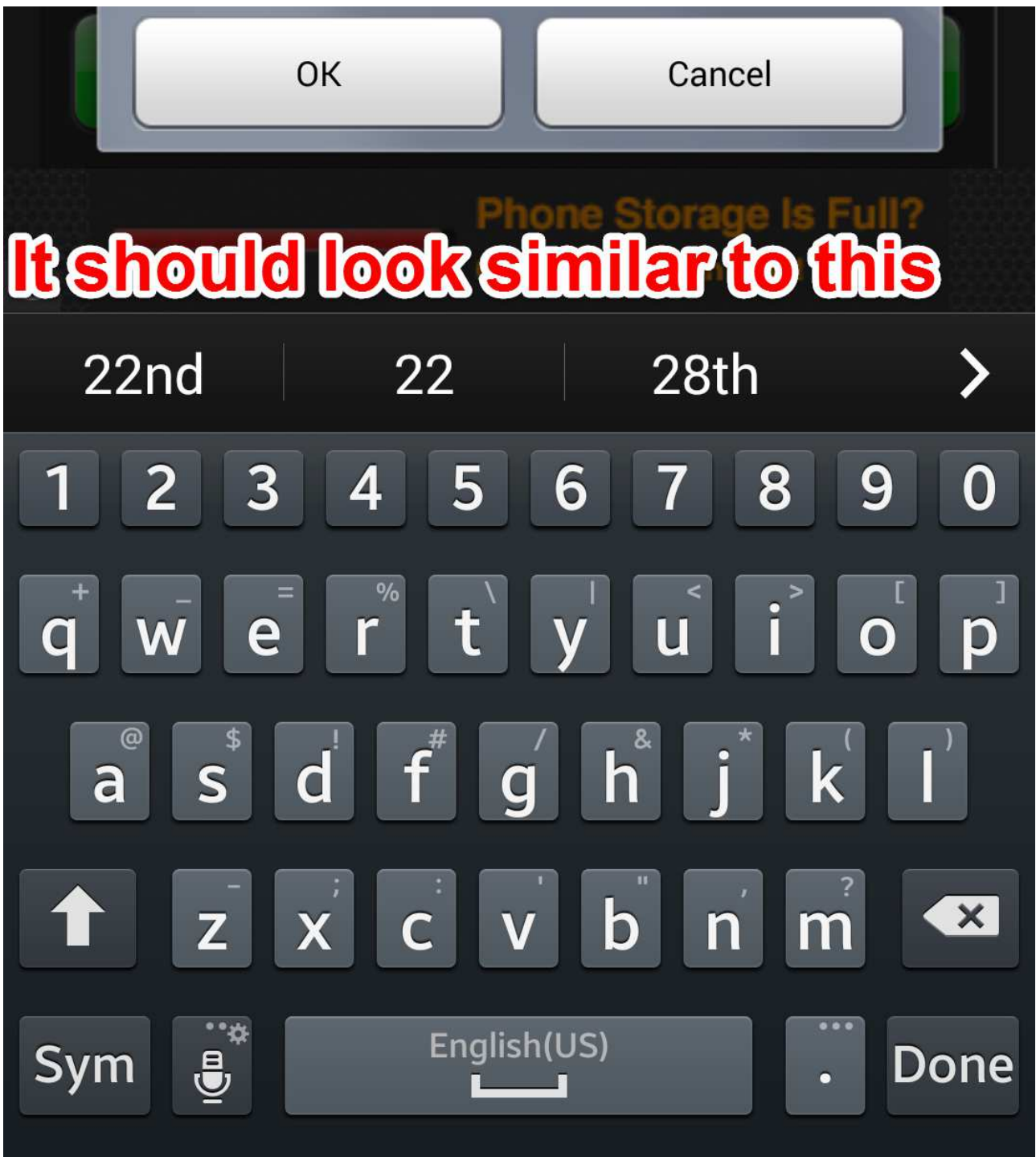


12:32 AM

Back

File Name:

Taylor Feb 22



SupervoiceRecorder

File Size: 50.0K

Duration: 00:17

Play

Rename

Share

Delete

Step 11: click Share

Phone Storage Is Full?

One Tap To Clean It Up! >>>

Save to Drive

Document title

Taylor Feb 22.mp3

Account

ktaylor@scsmustangs.org

Folder

App tests

Step 12: Google Drive should open. Make sure you are saving it to the folder that you want.

I suggest creating a Band Playing Test folder beforehand.

Click Save when done

CANCEL

SAVE

Now all you have to do is go to Google Classroom, find

the playing test assignment, use the attach from Google Drive feature, press Turn In and you're done!